

PL997
Rev: 3/10/97

Coach No. 476

Newell Coach Corp.

COACH ORDER AND PRICE SCHEDULE

Purchaser _____

Address _____

City, State, Zip _____

☎ Home _____ ☎ Business _____

☎ Fax _____

Effective Date

The following prices are effective for deliveries scheduled through May 31, 1998. Subject to change without notice prior to execution and acceptance of coach order.

BASE PRICES

F.O.B. Miami, Oklahoma

<u>Model</u>	<u>Length</u>	<u>Axles*</u>	<u>Base Price</u>
<input type="checkbox"/> 40-102	40'6"	3	
<input type="checkbox"/> 41-102	41'6"	3	
<input type="checkbox"/> 42-102	42'6"	3	
<input type="checkbox"/> 43-102	43'6"	3	
<input type="checkbox"/> 44-102	44'6"	3	
<input type="checkbox"/> 45-102	45'0"	3	
<input checked="" type="checkbox"/> 45L-102	45'8"	3	

**Two axle coaches from 35 feet are available on special order but require axle weight and vehicle weight engineering analysis and approval before any order commitment is finalized. Modification to fluid capacities and locations, or other specification changes may be required.*

SPECIFICATIONS

Custom Deviations Available Upon Request And Approval

STANDARD EQUIPMENT AND FEATURES

Chassis And Body

Detroit Diesel Series 60 Engine With DDEC III Electronic Engine Control System
Detroit Diesel Pro Driver Electronic Data Display
Fast Idle Switch
Engine Coolant Preheater
Jacobs Engine Compression Brake
Turbo Boost Gauge
Fuel/Water Separators, Engine, Generator, and Aqua-Hot
Allison HD4060 6-Speed World Transmission With Push Button Transmission Shifter
4.30/1 Rear Axle Ratio
Driver Controlled Locking Differential
Driver Controlled Tag Axle Air Pressure Release (Three Axle Coaches Only)
Polished Aluminum Wheels With Stainless Steel Trim
TRW Power Steering
Full Air Ride
Independent Front Suspension With Disc Brakes
Parallelogram Drive Axle Suspension With Drum Brakes
Independent Tag Axle Suspension With Disc Brakes
Coach Leveling, HWH Automatic Air Bi-Axial With Warning Chime
Air Brakes With ABS Anti-Skid System
Air Horns
Automatic Air System Dryer
Custom Newell Bridge-Construction Frame
Heavy-Duty Trailer Hitch, Max. 5,000 Pound Load, 500 Pound Tongue Weight
Fire Extinguisher In Engine Compartment; Two Halon Extinguishers In Interior
Engine Driven Driver's Area Heater, and Air Conditioner
Aircraft Style Aluminum Body Construction W/Huck Fasteners At Vertical Body Seams
Pantograph Bay Doors With Central Locking System
Baltek Mat Reinforced Fiberglass End Caps
Integrated Fiberglass Bumpers
One-Piece Fiberglass Liner For Tankage Bay With Drain
Heated, Electrically Adjustable Rearview Mirrors
Electrically Adjustable Wide Angles In Rearview Mirrors
Pantograph Windshield Wipers With Intermittent Feature
Gas Struts On Compartment Doors
Docking Lights, Two (Three Axle Coaches Only)
Two Inch (Four Inch With Phantom Suite) Fully Insulated Sandwich Floor

Insulated, Carpeted Storage Bays
Insulated, Heated Tankage And Plumbing Bay
Insulated Double Pane Windows (Except Windshield)
1-1/2 Inch Sprayed Urethane Insulation In Sidewalls and Roof
Window Sizes And Locations Customized To Floorplan
Roll Up Screen Door For Main Entry Door
Spare Parts Kit

Electrical

20 KW Kohler Turbocharged Diesel Generator On Vibration Insulating Hydraulic Mounts
Generator Hush Box Forward Of Front Axle
Generator Exhaust Through Roof
Fuel Preheat For Generator Starting
Generator Start Switches At Dash And Galley
Generator Powered Slide
Automatic Generator Fire Extinguisher And Shutdown System
Generator Buddy Plug
190 Amp, 12 Volt Alternator
Independent 12 Volt Chassis And House Systems
Emergency Start 12 Volt Battery Merge
Six 8D Batteries For House With Master Switch
Two 8D Batteries For Chassis With Master Switch
1,320 Amp/Hours Total Battery Capacity
27 Inch Color Stereo TV Concealed Behind Black Glass In Front Overhead
20 Inch Color TV Concealed Behind Black Glass In Bedroom
Video Cassette Recorder .
Amplified, Electrically Operated Television Antenna
Semi-Automatic DSS Satellite TV System
Cable Television Connection
120/240 Volt, 50 Amp, Two Leg Electrical System
Heart Interface Freedom 25 2,500 Watt Inverter/130 Amp Charger
Shoreline/Generator Automatic Transfer Switch
Shoreline Splitter Cord For 50 Amp, 30 Amp, Or 20 Amp Hookup
AC Voltmeters, Two
AC Ammeters, Two
Link 2000 Inverter/Charger Control Panel With Data Display
Home Telephone Wiring
Five dB Cellular Telephone Antenna (Phone Not Supplied)
Burglar Alarm, Entry Door Switch
Security Alarm, Bedroom Switch
Storage Compartment Lights With Automatic Switches
Premium AM/FM Cassette Audio System
Four A/D/S 325i Premium Audio Speakers
Two Attic Style Ventilation Fans

40 Channel CB Radio With Controls In Mike
Master Switch At Entry Door For Interior Lighting
Digital Clock With Alarm In Bedroom Or Rear Lounge

Driving Controls

Genuine Leather Covered Custom Instrument Panel
Full Instrumentation
Outside Thermometer
Antenna Or Satellite Dish Up Warning Light and Chime
Fingertip, At-A-Glance Ergonomic Control Layout
Built-In Radar Detector
20 Inch Genuine Leather Covered Steering Wheel
GM Tilt/Telescoping Steering Column
Automotive Style Suspended Brake Pedal
Electronic Accelerator Pedal
Rearview Television Monitor

Interior And Cabinetry

ISRI Driver's Seat With Air Ride and Villa 7000 Recliner Copilot Seat
Deluxe Driver's Console With Storage
High Pressure Laminate Finish Cabinets
European Type Concealed Hinges
Drawer Glides With Positive Latches
Flush Style Door And Drawer Fronts In Most Locations
Premium Concealed Hinges On Interior Passage Doors
Solid Surface Premium Bullnose Countertops
Double Galley Sinks
Single Galley Sink Cover
Pantry With Choice of Pullout(s) Or Adjustable Shelves
Ceramic Tile Flooring In Galley And Bath
Custom Decor Selection
Queen Wide Bed
Fitted, Quilted Designer Bedspread
Pillow Shams Or Pillow Flap
Hinged Bedboard With Powered Opener
Custom Lined Windshield Draperies
Vista Shades
Windshield and Cab Window Electric Sun Shades With Driver and Copilot Controls
Textured Vinyl Wall Covering
Designer Valances, Living Room Area
Entertainment Center Front Overhead Cabinet
Villa Convertible Sofa
Phantom Living Room Table

Villa Reclining Chair
Dinette
Deluxe Lavy Fixtures

Living Systems

Newell Custom Aqua-Hot Diesel/220 Volt Electric Hydronic Heating System With
Continuous Flow Water Heater
Tankage Compartment Freeze Protection
Bay Mounted Central Air Conditioning
Stacked 220 Volt Washer/Dryer
Digital Thermometer With Exterior And Tankage Bay Sensors
Tankage Level Monitor With Fresh Water And Holding Tank Sensors
Amana Side By Side Refrigerator/Freezer With Water And Ice In Door
Sharp Microwave/Convection Oven
Two Burner Gaggenau Electric Cooktop, Recessed With Hinged Cover
Headhunter High Performance Marine Water Pump
RV Type Auxiliary Water Pump
Pressure Accumulator Tank On Fresh Water System
Water Pressure Regulator
Deluxe Tankage Compartment Trim
Deluxe Hot/Cold Water Faucet In Tankage Compartment
Everpure Dual Cartridge Water Purifier
Grohe Decorator Galley Water Faucet
Garbage Disposal
Full-Sized Porcelain Toilet
Gray Water Holding Tank Bypass Valve
Air Operated Dump Valve, Main Drain, Switches At Galley And Tankage Compartment
Panels
Automatic Temperature Balanced Shower Valve With Separate Shutoff Control
Flush 12 Volt Halogen Light Fixtures Throughout
110 Volt Air Compressor, Automatic
Smoke Detector
Carbon Monoxide Monitor

Paint

Urethane Paint With Clear Coat Finish
Wave I Paint Design
Three Colors, Including Roof

REFERENCE FLOORPLANS

- 001.-Walk-Through, Open Bath/Bedroom With Walk-In Rear Closet.
- 002.-Walk-Through, Open Bath/Bedroom Suite.
- 003.-Rear Bath.
- 005.-Rear Lounge. Recommended with 45' only. Includes u-lounge, special curved leather valances, leather sofa upholstery, wall cutouts at sofa ends, black glass rear cabinetry
- 00X-Full Custom Floorplan.

FEATURES AND OPTIONAL EQUIPMENT

100-Frame And Chassis

- 101-Safe, Key Lock, Location UNDER BED

200-Body

- 201-Phantom Suite Glide-Out With Extended Height Roof (Not Available With All Floorplans)
- 202-Bedroom Glide-Out (Not Available With All Floorplans)
- 203-Roof, Extended Height
 - 203.1-Additional Seven Inches In Bath/Bedroom Or Rear Lounge Area
 - 203.2-Additional Seven Inches, Entire Body Length (Included With Phantom Suite Glide-Out)
- 204-Alternative Headlight Location, Above Bumper Rub Strip
- 208-Sunroof In Walk-In Rear Closet (Requires Reference Floorplan 001)

300-Electrical, Heating, and Air Conditioning

- 301-Air Conditioning
 - 301.2-Two Double 14/M Cooling Unit

- 307–Two Station Door Intercom System
- 309–Yard Lights/Three Standard, Each Additional \$
- 311–Central Vacuum
- 312–Washer and Dryer
 - 312.1–Washer and Dryer. Stacked, 220 Volt
 - 312.3–Combination, 120 Volt
 - 312.5–Delete Washer and Dryer
- 316–Instant Hot Water
- 317–Freezer, 100 Pounds, On Powered Air Slide, Cabinet Front
- 318–Extra Generator Start/Stop Switch In Bedroom
- 319–Direct Broadcast DSS Satellite Dish TV System
 - 319.1–Semi-Automatic DSS Motorized System (Programing Subscriptions Are Available Separately And Are Not Included)
 - 319.2–In Motion Datron DSS 4000 System
 - 319.3–Delete DSS System (Coach Prewired For System)
 - 319.4–Second DSS Receiver (Not Available With Datron DSS 4000 In-Motion System)
- 320–RV Sat Link Mitsubishi Satellite Telephone System

400–Interior Cabinetry And Decor

- 401–Mirrorflex Metallic Trim On Selected Columns
- 402–Co-Pilot Seating–Villa Buddy Seat In Lieu Of Villa Recliner
- 403–Dinette With Corian Table
 - 403.1–Conventional Dinette With Upholstered Sofa Arms
 - 403.2–Expandable Dinette (Requires Phantom Suite)
 - 403.3–Table and Two Villa Chairs With Upholstered Sofa Arms
- 404–Villa Three-Phase Recliner In Lieu of Fixed Base Swivel Recliner
- 406–Second Living Room Sofa In Lieu Of Recliner And Table
- 407–Shower
 - 407.1–Shower With Corian Molded Walls, Deluxe Radius Enclosure, Recessed Corian Soap, and Shampoo Caddy
 - 407.2–Tub/Shower With Corian Facing and Deluxe Radius Enclosure
 - 407.3–Folding Shower Seat

- 410-Galley Sink
 - 410.1-Double Round Underhung Enamel Sinks
 - 410.2-Single Rectangular Corian Model 871S Sink
 - 410.3-Double Rectangular Corian Model 871S/872S Sinks
- 411-Custom Cabinetry and Floorplan Details
- 412-Patterned Corian Countertops (In Lieu Of Standard Solid Color Countertops)
- 413-Vitricor Inlay Stripe In Corian Countertops
- 414-Two Air Powered Pocket Doors Between Bath And Bedroom
- 415-Second Lavy Top, Sink, and Medicine Cabinet In Water Closet
- 416-Leather Upholstery
 - 416.2-Sofa, Each
 - 416.3-Driver and Copilot Chairs
 - 416.5-Dinette
 - 416.6-Villa Recliner
- 417-Pullout Drawers In Storage-Two, Cabinet Style
- 418-Joey Bed Slide-Out Floor , Specify Bay and Side
 - 418.1-42.5, 48" Or 58" Deep
 - 418.2-84" Deep
 - 418.3-12" Sides and Cabinet Front For Joey Bed
- 424-Gaggenau Cooktops
 - 424.1-Two Burner Black Ceramic Electric, Recessed With Flush Hinged Cover
 - 424.2-Four Burner Black Ceramic Electric
 - 424.3-Slide-Out Gaggenau 220 Volt Electric BBQ Grill Mounted In Exterior Bay
 - 424.4-Slide-Out Jenn Air 220 Volt Electric BBQ Grill Mounted In Exterior Bay
- 434-Outdoor Entertainment Center Available With Television Wired To DSS System, AM/FM Stereo, CD Changer, Fixed Or Portable Speakers, Telephone Jack, 110 Volt Electrical Receptacle, In Fitted Black Acrylic Cabinet
- 436-Ceiling Options
 - 436.1-Deluxe Ceiling Trim (Vitricor Solid Color or Ice Laminate Trim
 - No 436.2-Bedroom Ceiling Fan In Pleated Fabric (Requires Extended Height Roof; Not Available With Bedroom Glide-Out)
 - 436.3-Bedroom Ceiling Fan Mounted On Sliding Canopy (Requires Bedroom Glide-Out)

440-Designer Lucite Glasses Cabinet *ABOVE COUNTER*

- 440.1- Tubular With Silver Center Mirror
- 440.2- Tubular With Brass Center Mirror
- 440.3- Fixed With Clear Mirror
- 440.5-Crystal Glasses To Fit Glasses Cabinet, Set of 12
- 440.4-Delete Glasses Cabinet

442-Window Furnishings

- 442.1-Day/Night Shades
- 442.2-Vista Cordless Shades

443-Heated Tile Floors At Lavy, Water Closet, And Galley

446-Mirrored Door And Drawer Fronts On Dresser (Walk-In Rear Closet Floorplan)

448-Solid Flooring And Cabinet Top Materials

- 448.1-Carpet In Lieu of Standard Solid Surface Flooring In Galley and Bath Areas
- 448.3-Granite or Marble Flooring, 12' x 12" Tiles, Galley and Bath Areas
- 448.5-Cut Granite Or Marble Flooring To 6" x 6" Tiles
- 448.7-Granite Or Marble Entry Step Treads
- 448.8-Granite Or Marble Night Stands
- 448.9-Corian Lavy Top With Single Bowl
- 448.10-Corian Lavy Top With Two Bowls
- 448.11-Granite Or Marble Lavy Top With Single Bowl
- 448.12-Granite Or Marble Lavy Top With Two Bowls
- 448.14-Granite Or Marble Phantom Table Top With Toe Space At Base

449-Custom Carpeting

- 449.1-Carpet Inlay Over Phantom Suite Floor Sections

500-Accessories

501-Awnings

- 501.1-Manual Patio Awning
- 501.2-Power Operated Patio Awning With Remote Control
- 501.3-Manual Window Awnings, Each
- 501.4-Power Operated Window Awnings
- 501.4-Zip Dee Chairs,

- 502-Acrylic Designer Table Lamp For Living Room Table (from stock selection), Secured To Table Top, Wired To Inverter

600-Plumbing

- 602-Holding Tank Drain Valve Air Operated, Curb Side
- 603-Full System Water Filter In Lieu Of Standard Partial System
- 604-Headhunter 110 Volt Marine Water Pump Wired Thru Inverter With Backup Centrifugal RV Pump

800-Audio Systems

- 801-Compact Disc Changer
- 802-A/D/S High Power Amplifier and A/D/S subwoofer
- 803-Bose AM/FM Stereo "Wave" Receiver With Alarm Clock Installed In Bedroom In Corner Cabinet Lieu Of Standard Alarm Clock
- 804-Home Theater AM/FM Receiver Sourced To DSS
- 805-A/D/S Weather Proof Patio Speakers For Home Theater

900-Paint

- 900-Finish Per Attached Paint Schedule
- 901-Paint Outside Rear View Mirrors Body Color

Special Options

HEATED TILE FLOOR LAVY, TOILET & GALLEY

~~MIRROR FLEX COLUMNS - 3. L AREA 2 RWT CLOS~~

HEAD HUNTER WATER PUMP.

BURL DASH (BACKLIGHT)

See Continuation Sheet, attached

Total Coach Price



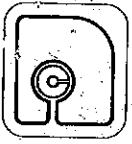
Newell Coach Corp.

Finish Material Selections

FOR _____ #476

DATE 2-7-97

	Emerald Pearl 12x12	
CARPET / Granite		Fabrica Chez' 5050 Abbystone w Inlay 5959Trinic
UPHOLSTERY FABRICS	Driver, Pass,	American Leather Skn6833 5071 Monarch Bei
	Sofa, Recliner	" " "
All Pillows	Dinette, 2 Pill	Robert Allen Grenada Taupe
Soft & Lg.	2 Pillows	Kravet 14064 color 1621
WINDOW TREATMENT	Windshield Drapes	Fabricut Silk & Spectra Toffee
	Living Room Drapes	-
	Bedroom Drapes	-
	Windshield Sunscreens	Electric
	Living Room Shades	Vista Cordless 1139C Stone Prima
	Bedroom Shades	" "
	Front Valances	Leather
	Bedroom Valances	Leather
	Galley Window	Vista Cordless
	Bathroom	" " "
BEDROOM	Bedsread	Robert Allen Morita Zinc
	Pillow Flap Shams	" " " "
	Pillow Shams	Kravet 14209 color 411
	Folding Wall	" " " "
WALLS		Koroseal Ferucci Donata 5321-30 (Blade Coach)
CABINETS		Formica Lux Travertino 7144-91 Lacquer Finish
GALLEY	Corlan Selection	Bone
	Corlan Insert	Vitrioon Gold Nugget Ice



Newell Coach Corp.

PO Box 511 • N Hwy 69 • Miami, OK 74355 • 918-542-3344 • FAX 918-542-2028

CHANGE ORDER NO. 9

Coach No. 476 Name _____ Date 8-5-07

Delete special folding seat in radfused shower (change order #8)

TOTAL

Approved *JMC*



Newell Coach Corp.

PO Box 511 • N Hwy 69 • Miami, OK 74355 • 918-542-3344 • FAX 918-542-2028

CHANGE ORDER NO. 8

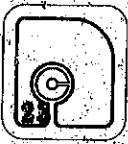
Coach No. 476 Name _____ Date 5-12-97

Extra charge for using Formica Refractions laminate

Awning color to be #4642 Oyster

TOTAL

Approved _____



Newell Coach Corp.

PO Box 511 • N Hwy 69 • Miami, OK 74355 • 918-542-3344 • FAX 918-542-2028

CHANGE ORDER NO. 7

Coach No. 476 Name _____ Date 4-4-97

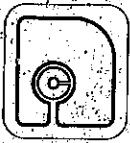
Add special keyless entry lock system in lieu of standard

Add Glendenning electric shoreline reel in shoreline compartment

TOTAL

Approved

[Handwritten signatures: JMC, JF, CW, VB, LP]



Newell Coach Corp.

PO Box 511 • N Hwy 69 • Miami, OK 74355 • 918-542-3344 • FAX 918-542-2028

CHANGE ORDER NO. 6

Coach No. 476 Name _____ Date 3-26-97

Delete two standard round galley sinks

Add single rectangular (Corian #8718) sink at galley

Add lavy in toilet room

Add Bose AM/FM stereo "Wave" receiver in bedroom corner cabinet (color to be black)

Add two model #6500 Fan-tastic vent fans with controls mounted at microwave panel

Delete two standard Fan-tastic vent fans

Add recess at refrigerator wall and at rear closet wall for picture art

Add special Phantom wall treatment at galley window

Add special seat in radiused shower

TOTAL

Approved

JMC _____ *Qu.* _____ *AK* _____ *CP* _____ *LH* _____



Newell Coach Corp.

PO Box 511 • N Hwy 69 • Miami, OK 74355 • 918-542-3344 • FAX 918-542-2028

CHANGE ORDER NO. 5

Coach No. 476 Name _____ Date 8-10-97

Add mirrored door and drawer fronts on dresser in walk-in closet

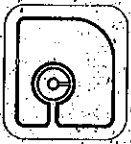
Add fold-down dressing table at foot of bed

Delete Joey Bed slide-out floor (contract item #418.1)

Add second Joey Bed slide-out floor (contract item #418.2)

TOTAL

Approved _____



Newell Coach Corp.

PO Box 511 • N Hwy 69 • Miami, OK 74355 • 918-542-3344 • FAX 918-542-2028

CHANGE ORDER NO. 4

Coach No. 476 Name _____ Date 3-4-97

Add Shepard exhaust system in lieu of standard

Carpet inlay (contract item #449.2)

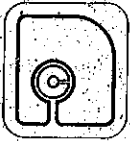
Delete burl dash (contract NPN item, page 10) - now to be standard

Delete Vitricor Gold Nugget Ice corian inlay

TOTAL

Approved

[Handwritten signatures]



Newell Coach Corp.

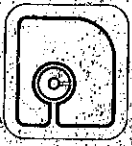
PO Box 511 • N Hwy 69 • Miami, OK 74355 • 918-542-3344 • FAX 918-542-2028

CHANGE ORDER NO. 3

Coach No. 476 Name _____ Date 2-19-97

Interior decor selections pursuant to attached schedule
dated 2-7-97

Approved _____



Newell Coach Corp.

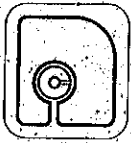
PO Box 511 • N Hwy 69 • Miami, OK 74355 • 918-542-3344 • FAX 918-542-2028

CHANGE ORDER NO. 2

Coach No. 476 Name _____ Date 2-13-97

Add Trace 3000 watt inverter in lieu of Heart 2500 watt inverter

Approved _____



Newell Coach Corp.

PO Box 511 • N Hwy 69 • Miami, OK 74355 • 918-542-3344 • FAX 918-542-2028

CHANGE ORDER NO. 1

Coach No. 476 Name _____ Date 2-10-97

Add leather upholstery to sofa (contract item #416.2)

Add leather upholstery to Villa recliner (contract item #416.6)

Add Villa three-phase cradle recliner, not available in Biscayne style, in lieu of standard recliner

TOTAL

Approved _____